


Study Title:
**Quantitative suspension test for evaluation of virucidal activity
in the medical area (Phase 2 Step1)**


Microbiological Solutions Limited (MSL)
Gollinrod, Walmersley, Bury, BL9 5NB, UK

Angela Davies, CEO

Customer: Zoono UK & Europe
Contact name: James Milnes
Email: james.milnes@zoono.com
Address: Unit 15, Bunting Road, Bury St Edmunds, IP327BX
PO/Quote number: Q002081



Megan Barrett
Laboratory Manager



Peter Thistlethwaite
Technical Projects Manager

The test results on this report refer only to the items tested as supplied by the customer. This report shall not be reproduced except in full and with written approval of Microbiological Solutions Ltd. All reports are archived for a minimum of 2 years. The sample will be retained for 1 month unless otherwise requested in writing.

Scope

The standard method BS EN 14476 describes a test method and the minimum requirements for virucidal activity of a chemical disinfectant and antiseptic products that form a homogenous physically stable preparation when diluted with hard water – or in the case of ready to use products that are not diluted when applied, - with water. Products can only be tested at a concentration of 80% (97% with a modified method for special cases) as some dilution is always produced by adding the test organisms and interfering substances. This European Standard applies to products that are used in the medical area in the fields of hygienic handrub, hygienic handwash, instrument disinfection by immersion, surface disinfection by wiping, spraying, flooding or other means and textile disinfection.

This European standard applies to areas and situations where disinfection is medically indicated. Such indication occurs in patient care, for example: In hospitals, in community medical facilities and in dental institutions or in clinics of schools, of kindergartens and of nursing homes, and may occur in the workplace and in the home. It may also include services such as laundries and kitchens supplying products directly for patients.

Outline of Test Method (Obligatory Test Conditions)

A sample of the test product is diluted in synthetic hard water in products diluted at point of use or water in the case of ready to use products is added to a test suspension of viruses in a solution of interfering substance. The mixture is maintained at one of the temperatures and contact times specified in the standard. At the end of this contact time, an aliquot is taken; the virucidal action in this portion is immediately suppressed by a validated method (dilutions of the sample in ice-cold cell maintenance medium). The dilutions are transferred into cell culture units either using monolayer or cell suspension. Infectivity tests are done either by plaque test or quantal tests. After incubation, the titres of infectivity are calculated according to Spearman and Käber or by plaque counting. Reduction of virus infectivity is calculated from differences of Ig virus titres before (virus control) and after treatment with the product. The standard minimum spectrum of test organisms is Poliovirus, Adenovirus and Murine Norovirus.

Acceptance Criteria

The product when tested as above shall demonstrate at least a 4 log₁₀ reduction against the test virus. The test is deemed valid where all control requirements are met.

Test information		Deviation
Name of Product	Microbe Shield	
Batch Number & Expiry Date	8318 Exp:11.2022	
Date of Delivery	03/02/2020	
Period of Analysis	19/02/2020-24/02/2020	
Manufacturer / Supplier	Zoono UK & Europe	
Storage Conditions	Ambient	
Appearance of the Product	Colourless liquid	
Neutralisation Method	Filtration	
Product Diluent	Distilled water	
Test Concentrations	Neat (80%), Mid-range (50%), Non active (0.1%)	
Experimental Conditions	Dirty	
Interfering Substance	Dirty 3g/l Bovine Albumin & 3g/l erythrocytes	
Test Temperature	20°C ± 1°C	
Temperature of Incubation	37°C ±1°C for 72hrs	
Identification of the Bacterial Strains:	Modified vaccinia virus Ankara (MVA), ATCC VR-1508	1
Contact Times	5min ± 10s	
Stability and Appearance During Test	No Change Observed (Homogenous)	


Deviations from Standard Method


1 The product was tested for activity against Enveloped viruses only
--


Test Result Summary

<p>The test product Microbe Shield has achieved a >4-log reduction when tested under the condition stipulated in this report against Vaccinia virus at a concentration of neat.</p> <p><i>See page 2 for acceptance criteria and raw data tables below for complete test results.</i></p>
--

Summary

Controls					
					
Conditions	Concentration	Contact time	log TCID50	log reduction	Control validation
Virus control (water)	N/A	5 min	7.63	N/A	Validated
Cytotoxicity (product)	Neat	N/A	3.25	N/A	Validated
Product supression control	Neat	Neat	7.42	0.21	Validated
Reference virus inactivation (formaldehyde)	1.4%	5 minutes	5.00	2.63	Validated
Reference virus inactivation (formaldehyde)	1.4%	15 minutes	4.50	3.13	Validated
Cytotoxicity (formaldehyde)	1.4%	N/A	2.58	N/A	Validated
Water control (unfiltered)	N/A	5 min	7.58	-0.04	Validated

Interference controls					
					
Condition	Concentration	Contact time	log TCID50	Log difference	Control validation
Interference control (untreated)	Neat	N/A	8.88	N/A	N/A
Interference control (treated)	Neat	N/A	8.46	0.42	Validated

Test Results					
					
Condition	Concentration	Contact time	log TCID50	log reduction	Pass/Fail
Test product	Neat	5 min	2.96	>4	Pass
Test product	50%	5 min	4.25	3.38	Fail
Test product	0.10%	5 min	6.33	1.29	Fail

Raw Data

Virus control (water)				Contact time			5 min		% CPE	p(1-p)
Dilution	Counts									
-2	4	4	4	4	4	4	4	1	0	
-3	4	4	4	4	4	4	4	1	0	
-4	4	4	4	4	4	4	4	1	0	
-5	4	4	4	4	4	4	4	1	0	
-6	3	3	4	4	4	4	4	0.91666667	0.076389	
-7	3	3	3	2	2	3	0.66666667	0.222222		
-8	1	1	2	3	3	1	0.45833333	0.248264		
-9	1	1	0	0	0	0	0.08333333	0.076389		

Organism <i>Vacciniavirus</i> ATTC VR-1508	
d	1
sum px	3.13
n	8
SD50	-7.63
SE	0.30
xp	-5

Cytotoxicity (product)				Product concentration			Neat		% CPE	p(1-p)
Dilution	Counts									
-2	4	4	4	4	4	4	4	1	0	
-3	3	3	3	3	3	3	3	0.75	0.1875	
-4	0	0	0	0	0	0	0	0	0	
-5	0	0	0	0	0	0	0	0	0	
-6	0	0	0	0	0	0	0	0	0	
-7	0	0	0	0	0	0	0	0	0	
-8	0	0	0	0	0	0	0	0	0	
-9	0	0	0	0	0	0	0	0	0	

Organism <i>Vacciniavirus</i> ATTC VR-1508	
d	1
sum px	1.75
n	8
SD50	-3.25
SE	0.16
xp	-2

Product supression control				Product concentration			Neat		% CPE	p(1-p)
Dilution	Counts									
-2	4	4	4	4	4	4	4	1	0	
-3	4	4	4	4	4	4	4	1	0	
-4	4	4	4	4	4	4	4	1	0	
-5	4	4	4	4	4	4	4	1	0	
-6	3	3	3	4	4	4	4	0.875	0.109375	
-7	2	3	3	3	2	1	0.58333333	0.243056		
-8	1	1	2	2	2	2	0.41666667	0.243056		
-9	0	1	0	0	0	0	0.04166667	0.039931		

Organism <i>Vacciniavirus</i> ATTC VR-1508	
d	1
sum px	2.92
n	8
SD50	-7.42
SE	0.30
xp	-5

Raw Data

Interference control (untreated)			Product concentration				Neat	
Dilution	Counts					% CPE	p(1-p)	
-1	4	4	4	4	4	4	1	0
-2	4	4	4	4	4	4	1	0
-3	4	4	4	4	4	4	1	0
-4	4	4	4	4	4	4	1	0
-5	4	4	4	4	4	4	1	0
-6	4	4	4	4	4	4	1	0
-7	4	4	4	4	4	4	1	0
-8	3	3	4	4	4	4	0.91666667	0.076389
-9	2	2	2	1	1	1	0.375	0.234375
-10	0	1	1	0	0	0	0.08333333	0.076389

Organism	<i>Vacciniavirus</i>
	ATTC VR-1508
d	1
sum px	2.375
n	10
SD50	-8.875
SE	0.2074
xp	-7

Interference control (treated)			Product concentration				Neat	
Dilution	Counts					% CPE	p(1-p)	
-1	4	4	4	4	4	4	1	0
-2	4	4	4	4	4	4	1	0
-3	4	4	4	4	4	4	1	0
-4	4	4	4	4	4	4	1	0
-5	4	4	4	4	4	4	1	0
-6	4	4	4	4	4	4	1	0
-7	3	4	4	4	4	4	0.95833333	0.039931
-8	2	2	3	3	3	3	0.66666667	0.222222
-9	1	1	2	2	1	0	0.29166667	0.206597
-10	0	0	1	0	0	0	0.04166667	0.039931

Organism	<i>Vacciniavirus</i>
	ATTC VR-1508
d	1
sum px	2.9583
n	10
SD50	-8.458
SE	0.2377
xp	-6

Reference virus inactivation (formaldehyde)			Contact time			5 minutes		
Dilution	Counts					% CPE	p(1-p)	
-2	4	4	4	4	4	4	1	0
-3	4	4	4	4	4	4	1	0
-4	4	4	4	4	4	4	1	0
-5	3	3	2	1	1	0	0.41666667	0.243056
-6	0	1	0	0	1	0	0.08333333	0.076389
-7	0	0	0	0	0	0	0	0
-8	0	0	0	0	0	0	0	0
-9	0	0	0	0	0	0	0	0

Organism	<i>Vacciniavirus</i>
	ATTC VR-1508
d	1
sum px	1.50
n	8
SD50	-5.00
SE	0.21
xp	-4

Reference virus inactivation (formaldehyde)			Contact time			15 minutes		
Dilution	Counts					% CPE	p(1-p)	
-2	4	4	4	4	4	4	1	0
-3	4	4	4	4	4	4	1	0
-4	3	3	3	3	2	4	0.75	0.1875
-5	1	2	2	0	1	0	0.25	0.1875
-6	0	0	0	0	0	0	0	0
-7	0	0	0	0	0	0	0	0
-8	0	0	0	0	0	0	0	0
-9	0	0	0	0	0	0	0	0

Organism	<i>Vacciniavirus</i>
	ATTC VR-1508
d	1
sum px	2.00
n	8
SD50	-4.50
SE	0.23
xp	-3

Raw Data

Cytotoxicity (formaldehyde)									
Dilution	Counts						% CPE	p(1-p)	
-2	4	4	4	4	4	4	4	1	0
-3	0	0	0	0	1	1	0.08333333	0.076389	
-4	0	0	0	0	0	0	0	0	
-5	0	0	0	0	0	0	0	0	
-6	0	0	0	0	0	0	0	0	
-7	0	0	0	0	0	0	0	0	
-8	0	0	0	0	0	0	0	0	
-9	0	0	0	0	0	0	0	0	

Organism <i>Vacciniavirus</i>	
ATTC VR-1508	
d	1
sum px	1.08
n	8
SD50	-2.58
SE	0.10
xp	-2

Test product		Product concentration					Neat	Contact time	5 min	
Dilution	Counts							% CPE	p(1-p)	
-2	4	4	4	4	4	4	4	1	0	
-3	3	3	3	1	1	0	0.45833333	0.248264		
-4	0	0	0	0	0	0	0	0		
-5	0	0	0	0	0	0	0	0		
-6	0	0	0	0	0	0	0	0		
-7	0	0	0	0	0	0	0	0		
-8	0	0	0	0	0	0	0	0		
-9	0	0	0	0	0	0	0	0		

Organism <i>Vacciniavirus</i>	
ATTC VR-1508	
d	1
sum px	1.46
n	8
SD50	-2.96
SE	0.19
xp	-2

Test product		Product concentration					50%	Contact time	5 min	
Dilution	Counts							% CPE	p(1-p)	
-2	4	4	4	4	4	4	4	1	0	
-3	4	4	4	4	4	4	4	1	0	
-4	3	3	3	3	2	1	0.625	0.234375		
-5	1	1	0	0	1	0	0.125	0.109375		
-6	0	0	0	0	0	0	0	0		
-7	0	0	0	0	0	0	0	0		
-8	0	0	0	0	0	0	0	0		
-9	0	0	0	0	0	0	0	0		

Organism <i>Vacciniavirus</i>	
ATTC VR-1508	
d	1
sum px	1.75
n	8
SD50	-4.25
SE	0.22
xp	-3

Test product		Product concentration					0.10%	Contact time	5 min	
Dilution	Counts							% CPE	p(1-p)	
-2	4	4	4	4	4	4	4	1	0	
-3	4	4	4	4	4	4	4	1	0	
-4	4	4	4	4	4	4	4	1	0	
-5	4	4	4	4	4	4	4	1	0	
-6	3	3	1	2	2	2	0.54166667	0.248264		
-7	1	1	1	0	1	2	0.25	0.1875		
-8	1	0	0	0	0	0	0.04166667	0.039931		
-9	0	0	0	0	0	0	0	0		

Organism <i>Vacciniavirus</i>	
ATTC VR-1508	
d	1
sum px	1.83
n	8
SD50	-6.33
SE	0.26
xp	-5

KEY

CPE	Cytopathic effect		
Counts	0-4 indicating degree of cytopathic effect		
	0 = No effect, 1 = 25% CPE, 2 = 50% CPE, 3 = 75% CPE, 4 = 100% CPE		
d	Dilution factor (log)		
Sum px	Sum of % CPE from the highest dilution showing 100% CPE to the lowest dilution assessed.		
n	Number of dilutions		
SD50	Dilution showing 50% of the end point according to Spearman-Kärber method		
SE	Standard error		
xp	Lowest dilution showing 100% CPE		
TCID50	Titre causing 50% of the end point according to Spearman-Kärber		
PASS	=	lg R greater than or equal to 4	
FAIL	=	lg R less than 4	
>	greater than	≥	equal to or greater than
<	less than	≤	equal to or less than

Calculation notes

In cases where the highest dilution assessed has not shown 100% CPE, the value has been calculated assuming the dilution above this would give 100% CPE and the corresponding value has been assigned as <x.

The standard requires the product suppression control to show a <0.5 log reduction in viral titre. In cases where the product has failed to achieve the required 4 log reduction, but the product suppression control shows a >0.5 log reduction the result has been deemed as valid for fail as the consequence of inadequate suppression would be a partially extended contact time which would generate false positives, but not false negatives.

A similar approach has been taken in regard to the cytotoxicity controls. The standard requires a 4-log difference between the cytotoxicity level and the viral titre. In cases where this is not obtained, but the log reduction observed by the product is within the difference between the cytotoxicity levels and the viral titre the result is deemed acceptable for a fail as there will be no impact on the determination of efficacy.